

# Firehose Integration

iPost's Firehose pushes event related data to your endpoint in near real time. Once the Firehose is enabled and configured in your account, you will begin to receive a steady stream of data resulting from your email marketing sends.

To enable iPost's Firehose, please contact our [Support Team](#).


## Firehose Configuration

The Firehose sends raw JSON data to a PHP end point URL. You can determine what data sets are sent when configuring the Firehose.

To configure the Firehose, follow these steps.

1. Go to *Settings*
2. Select *iPost Confluxery*
3. Select *Firehose Integration*
4. Enter your endpoint in the *End Point URL*
5. In the credentials in *User Name* and *Password* if required
6. Check the event data that will be sent in the Firehose

Once configured, you will begin to receive data at your end point.


 If an error for the End Point URL is returned when saving the configuration, check that the URL has the capability to accept the JSON data. We recommend using something like `$request_body = file_get_contents("php://input");` for receiving the data.

## Sample Data

### Click


```
{
  "event_name": "click",
  "event_time": "hyperlink_resolve_time",
  "event_properties": {
    "mailing_id": "000001",
    "campaign_name": "Offer Email",
    "click_link_name": "Offer",
```

```
    "click_link_content": "link url",
    "device": "desktop",
    "operating_system": "windows",
    "browser": "Safari",
    "email_client": "Chrome"
  },
  "contact": {
    "email": "test@example.com",
    "mobile": "555-555-1212",
    "contact_id": "1234"
  }
}
```

 Click to copy

## Open

```
{
  "event_name": "open",
  "event_time": "view_time",
  "event_properties": {
    "mailing_id": 000001,
    "device": "desktop",
    "operating_system": "windows",
    "browser": "Safari",
    "email_client": "Chrome"
  },
  "contact": {
    "email": "test@example.com",
    "mobile": "555-555-1212",
    "contact_id": "1234"
  }
}
```

 Click to copy

## Complaint


```
{
  "event_name": "complaint",
  "event_time": "opt_out_time",
  "event_properties": {
    "mailing_id": 000001,
    "campaign_name": "Offer Email"
  }
}
```

```
},
"contact":{
  "email": "test@example.com",
  "mobile": "555-555-1212",
  "contact_id": "1234"
}
}
```

 Click to copy

## Sends


```
{
  "event_name":"send",
  "event_time":"send_time",
  "event_properties":{
    "mailing_id":000001,
    "campaign_name":"Offer Email",
    "send_type":"Commercial",
    "description":"Offer Email",
    "email_name":"Offer Email",
    "from_email":"marketing@e.fourpointsoutfitters.com",
    "subject":"50% Off",
    "automation_name":"Offer Email",
    "automation_type":"process",
    "automation_id":"000003",
    "preheader":"offer"
  },
  "contact":{
    "email": "test@example.com",
    "mobile": "555-555-1212",
    "contact_id": "1234"
  }
}
```

 Click to copy

## Bounces

```
{
  "event_name":"bounce",
  "event_time":"bounce_handled_time",
  "event_properties":{
    "mailing_id":000001,
```

```
    "campaign_name": "Offer Email",
    "bounce_type": "hard"
  },
  "contact": {
    "email": "test@example.com",
    "mobile": "555-555-1212",
    "contact_id": "1234"
  }
}
```

 Click to copy

## Unsubscribe


```
{
  "event_name": "optout",
  "event_time": "opt_out_time",
  "event_properties": {
    "mailing_id": 000001,
    "campaign_name": "Offer Email",
    "opt_out_reason": "uploaded"
  },
  "contact": {
    "email": "test@example.com",
    "mobile": "555-555-1212",
    "contact_id": "1234"
  }
}
```

 Click to copy

## Conversion Reporting

```
{
  "event_name": "conversion",
  "event_time": "order_date",
  "event_properties": {
    "mailing_id": 000001,
    "campaign_name": "Offer Email",
    "conversion_type": "order",
    "order_id": "ABC123",
    "order_grand_total": "123.45"
  },
  "contact": {
```

```
"email": "test@example.com",  
"mobile": "555-555-1212",  
"contact_id": "1234"  
}  
}
```

 Click to copy